UNHCR The UN Refugee Agency | Somalia

POPULATION DASHBOARD

April 2025

In April 2025**, approx 7,000** new internal displacements were monitored by the UNHCR-led Protection and Solutions Monitoring Network (PSMN). Major drivers include **conflict and insecurity** (2,943 - **41%**)**, drought** (1,810 - **25%**), **floods** (744 - **10%**), and **other reasons** (1,612 - **23%**).

Overall, in April 2025, PSMN recorded the highest number of internal displacement in **Adan Yabaal** (1500) followed by **Caynabo** (650), **Iskushuban** (600) and **Bossaso** (550) districts.

People we work with and for

IDPs	**3,500,000**
Asylum Seekers	**23,969**
Refugees	**19,813**
Refugee Returnees	**140,938**

**Estimated internally displaced persons as of March 2024 (Source: Somalia UN IDP - WG)*

43,782

Refugees & Asylum-Seekers

At the end of April 2025, a total of 43,782 refugees and asylum-seekers are registered in Somalia, mainly **from Ethiopia (28,724 asylum seekers and refugees), Yemen (12,592 refugees and asylum seekers) and Syria (1,827 refugees and asylum seekes).** The remaining **639** registered are from other countries.

140,938

Refugee Returnees (Since 2014)

Data presented in this report relates to returnees arriving in Somalia as of April 2025.

Since December 2014, UNHCR has supported **96,625** Somali refugees to return to Somalia. Additionally, a total of **44,313** Somalis were monitored as arriving spontaneously.

Region	Ethiopia	Yemen	Other
Woq. Galbeed	13,768	7,188	1,833
Bari	8,686	1,863	125
Nugaal	3,151	256	24
Mudug	1,755	83	45
Togdheer	387	178	63
Sanaag	127	19	7
Awdal	#REF!	2	-
Banadir	12	2,843	369
Sool	-	-	-
Middle Shabelle	-	-	-
Lower Shabelle	-	130	-
Other	838	25	-
TOTAL	**28,724**	**12,592**	**2,466**

Region	Kenya	Yemen	Other
Banadir	15,879	20,624	1,068
Bari	12	2,671	34
Bay	9,705	1,418	22
Galgaduud	15	142	3
Gedo	2,922	361	45
Awdal	-	375	17
Lower Juba	54,844	2,195	128
Middle Juba	1,539	18	1
Middle Shabelle	798	780	25
Mudug	10	312	18
Nugaal	13	414	23
Other	167	23,483	92,781
TOTAL	**85,904**	**52,790**	**2,244**

Returnees, refugee and asylum seekers map

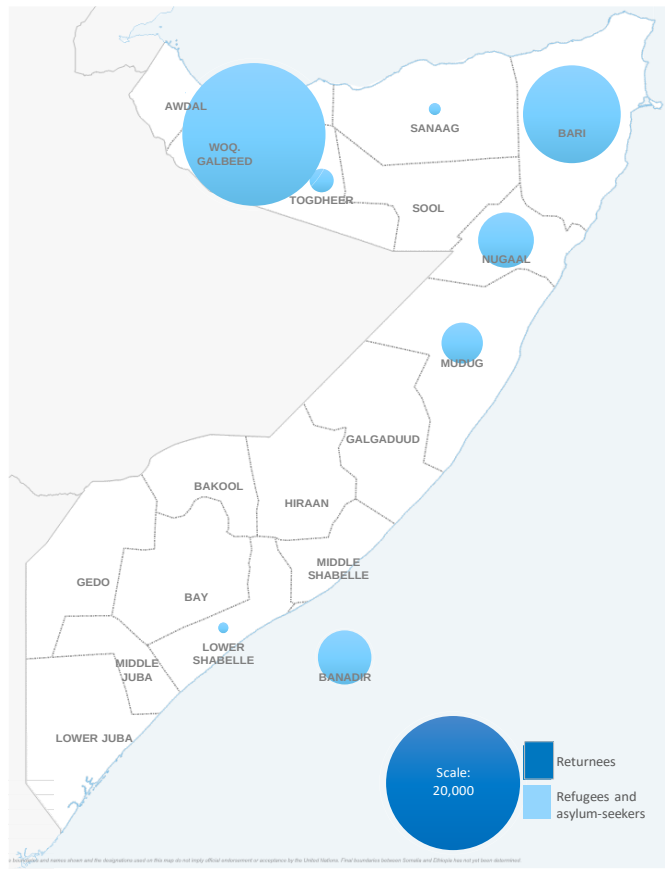

Somali returnees from Kenya by month

No data to report for 2023, 2024 & 2025

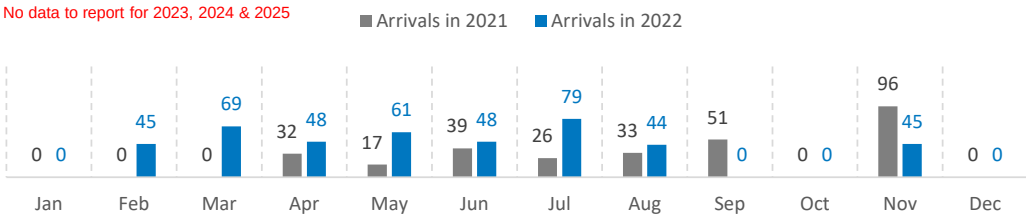

Number of returnees (with assistance from UNHCR) by Year

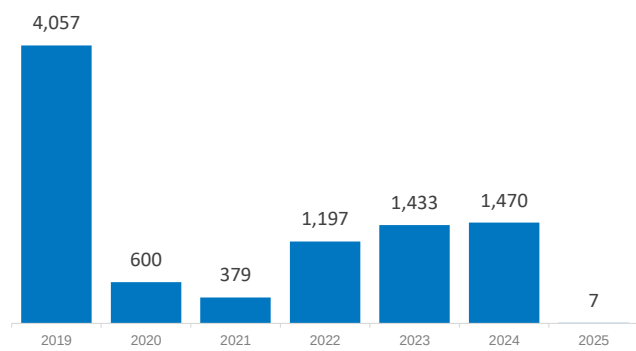

Assisted spontaneous returnees from Yemen by month

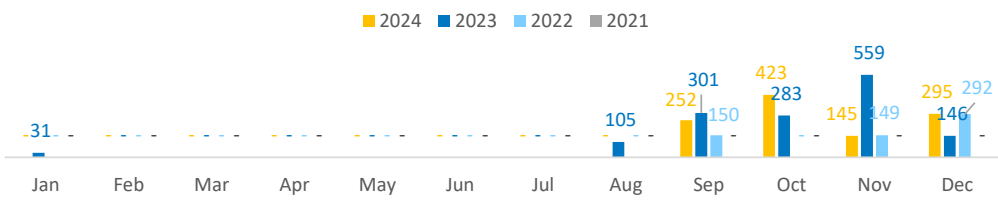

Somalia Internal DISPLACEMENT

Displacements monitored by UNHCR Protection and Solutions Monitoring Network (PSMN)

Monthly internal displacement (2024 - 2025)

(in thousands)

Year	People
2024	553,000
2025	116,000

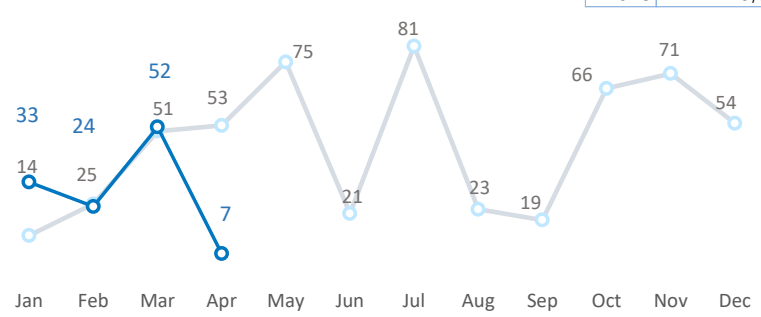

2025 displacement reasons

Conflict/Insecurity	84,000
Drought	23,000
Other	8,000
Total	116,000

April 2025 displacement reasons

Conflict/Insecurity	3,000
Drought	2,000
Other	2,000
Total	1,000
	7,000

2025 top Departure regions

Banadir	26,000
Middle Shabelle	23,000
Bari	21,000
Lower Juba	14,000
Gedo	8,973
Sool	5,409
Hiraan	4,389
Togdheer	3,586
Total(approx.)	116,000

April 2025 top Departure regions

Middle Shabelle	2,000
Bari	1,000
Lower Juba	1,000
Sool	1,000
Hiraan	517
Sanaag	409
Mudug	399
Bakool	372
Other	(303)
Total	7,000

Somalia: Global Focus - Somalia: Information sharing portal - UNHCR Somalia - @UNHCRSom - Facebook: UNHCR Somalia - Somalia internal displacement

UNHCR is grateful for the generous contributions of donors who have directly contributed to the UNHCR Somalia operation in 2025

Print date: 01 April 2025

Author: UNHCR Somalia