SPAIN Weekly snapshot - Week 22 (26 May - 1 Jun 2025)

The charts below are based on figures from the Ministry of Interior and UNHCR estimates. All figures are provisional and subject to change

Refugees & migrants: sea and land arrivals in week 22[1]

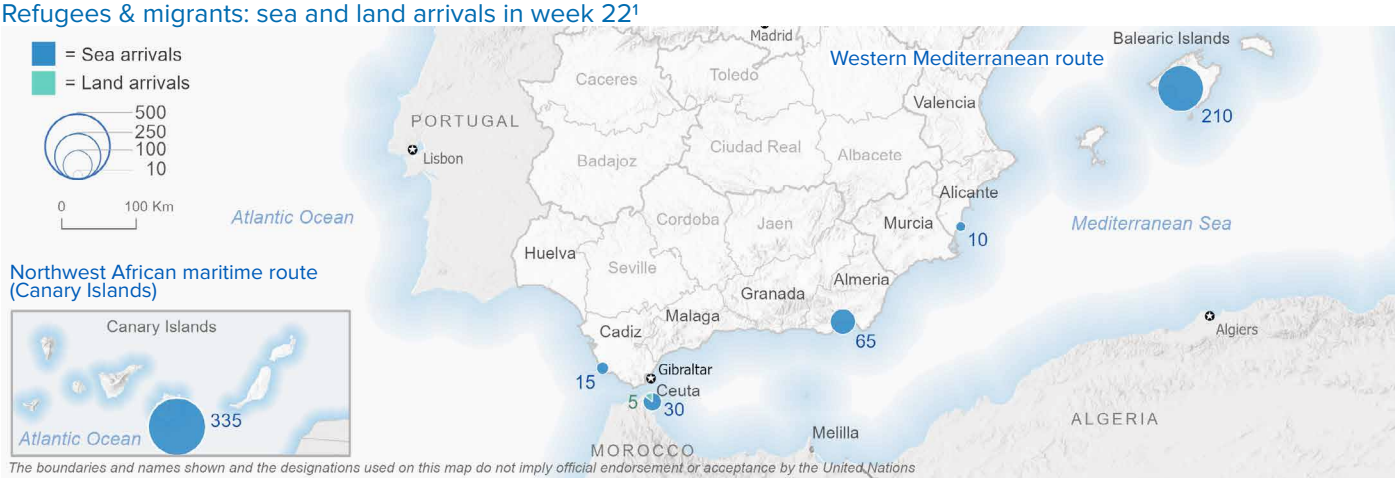

Arrivals in Spain

16,430 Arrivals as of 1 Jun 2025[2]

-26% Dif. 2024

16,180 Sea Arrivals[2]
Dif. 2024: -27%

250 Land Arrivals[2]
Dif. 2024: +28%

668 Arrivals Week 22[1]
Dif. last week: +88%
Dif. 2024: +35%

Western Mediterranean

5,195 Arrivals as of 1 Jun 2025[2]

+5% Dif. 2024

4,945 Sea Arrivals[2]
Dif. 2024: +4%

250 Land Arrivals[2]
Dif. 2024: +28%

335 Arrivals Week 22[1]
Dif. last week: -6%
Dif. 2024: +68%

Northwest African maritime (Canary Islands)

11,235 Arrivals as of 1 Jun 2025[2]

-35% Dif. 2024

11,235 Sea Arrivals[2]
Dif. 2024: -35%

333 Arrivals Week 22[1]
Dif. last week: -
Dif. 2024: +13%

Arrivals in Spain during the last five weeks[1]

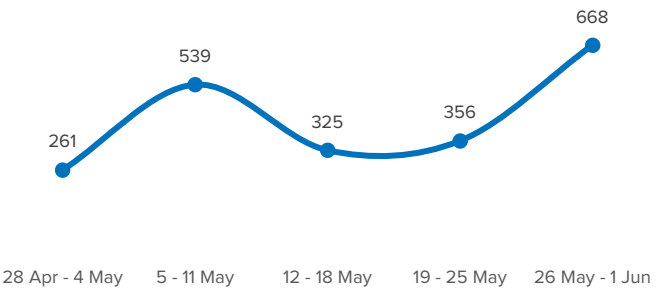

Arrivals in Spain by route during the last six months[2]

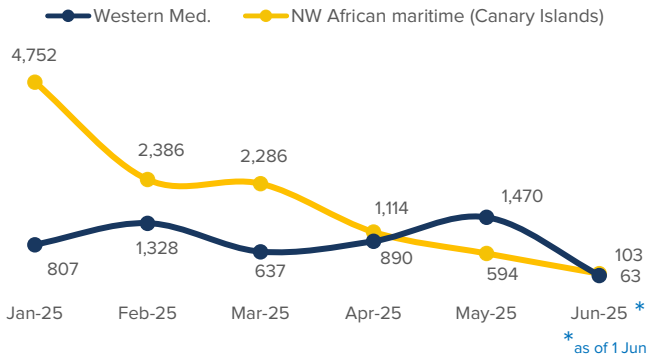

Arrivals in Spain per month[2]

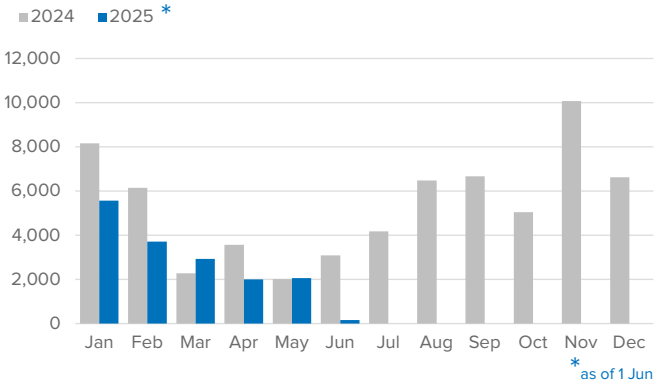

Arrivals in Spain per year[2]

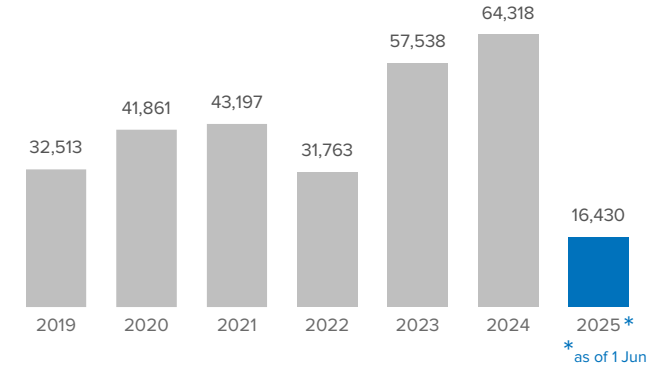

UNHCR / 5 Jun 2025
Source: UNHCR Spain data portal
[1]Based on UNHCR estimates.
[2]Based on figures from the Spanish Ministry of Interior and UNHCR estimates.