Regional Refugee Response
For the Ukraine Situation

REACH Informing more effective humanitarian action

Refugee Accommodation Sites Mapping and Monitoring

July–September 2022
POLAND

Background & Methodology

- Site Mapping and Monitoring is a multi-assessment exercise aiming to provide humanitarian actors with reliable data on the status and needs of the refugee accommodation sites'[1].
- The United Nations High Commissioner for Refugees and REACH worked together on designing the data collection tool and coordination. REACH, International Organization for Migration, Community Organized Relief Effort and Association of Ukrainians in Poland supported the data collection process during the reported period.
- Key informant interviews were conducted with coordinators, humanitarian staff or volunteers working in accommodation sites. One key informant was interviewed per site.
- Data collection took place from 27th of July to 30th of September 2022 through telephone (404) and on-site in-person (39) interviews. The assessments were conducted exclusively through interviews, not through physical inspections.
- Due to the length of time over which the data was collected, the situation in the sites contacted earlier in the assessment may have changed.
- Out of 443 sites contacted over the three months of data collection, 203 were reportedly active and used to accommodate refugees for at least one night. Results presented in this factsheet refer to active sites only (n = 203) and should be considered as indicative.
- Some of the results regarding needs and infrastructure on pages 3 and 4 refer to active sites assessed through in-person interviews only (n = 39) in September 2022. These sections are marked accordingly.

[1] A refugee accommodation site is defined as a known geographical location of collective accommodation of Ukrainian refugees and third country nationals within Polish borders.

Key information

- "Assessed refugee accommodation sites" refer to active sites assessed per telephone call or on-site visit (n = 203), unless indicated otherwise.
- The majority of assessed sites (68%) present a hosting capacity of 50 or less people.
- 40% of assessed sites hosted persons with disabilities at the time of data collection.
- Only 7% of assessed sites were reportedly not prepared at the time of data collection to accommodate residents in the upcoming winter months.
- The item type most frequently reported as needed by the accommodation sites assessed on-site were cleaning supplies (54%), followed by hygiene items (49%).
- 10 out of the 39 sites assessed on-site were reportedly in need of adult and children clothing (e.g., hats, jackets, winter shoes).
- About half of the 39 sites that were assessed on-site had some problems with infrastructure. The most frequently reported issues were the insufficient space, walls in need of repainting, and the lack of privacy (as reported by 8, 7, and 7 out of 39 assessed sites, respectively).

Assessed refugee accommodation sites by powiat

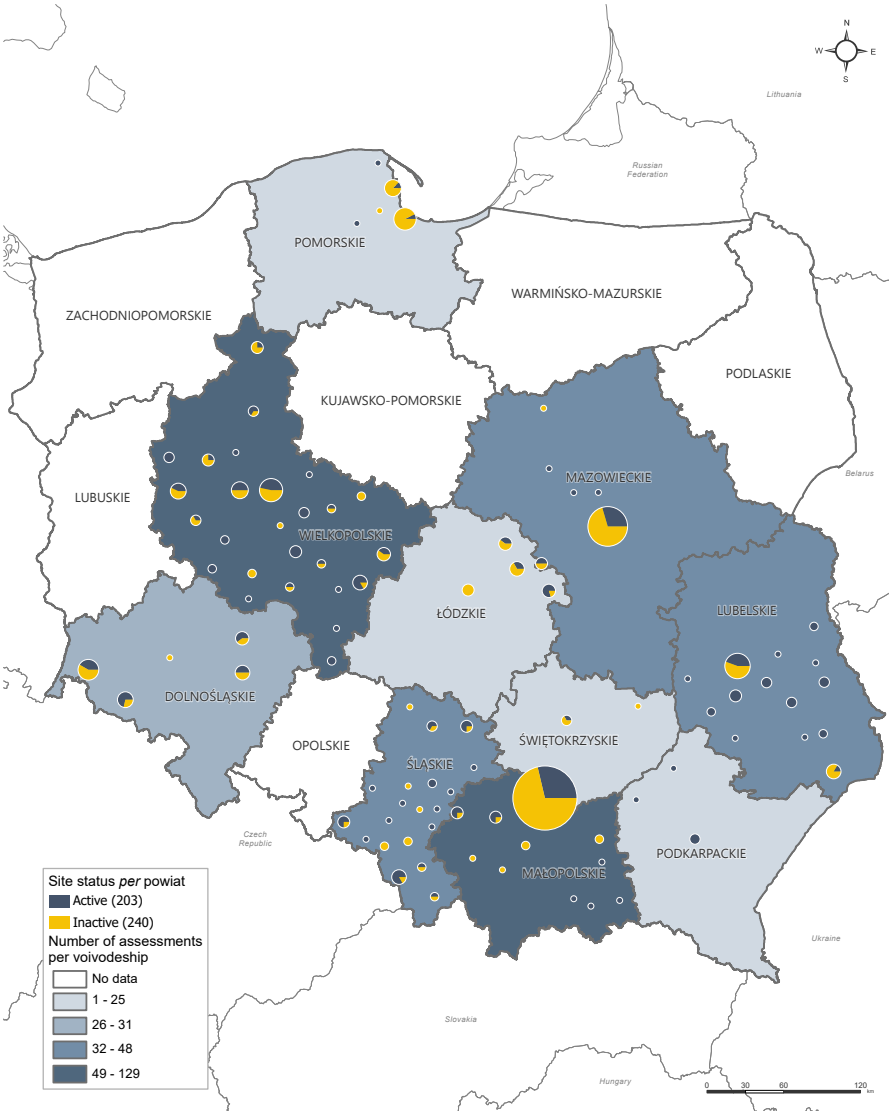

Number of active and inactive sites contacted per voivodeship

Voivodeship	Active	Inactive	Voivodeship	Active	Inactive
Dolnoslaskie	16	15	Pomorskie	4	21
Lubelskie	33	15	Podkarpackie	5	0
Łódzkie	10	14	Swietokrzyskie	1	3
Małopolskie	40	89	Slaskie	28	14
Mazowieckie	16	32	Wielkopolskie	50	37

Total hosting capacity was **17,314 units** based on the assessment of the individual site capacity

Occupied places, n = 9,740

Free places, n = 7,574

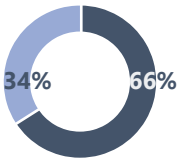

Assessed sites by the number of residents at the time of data collection

Information on site management and facilities

Assessed places by accommodation site type

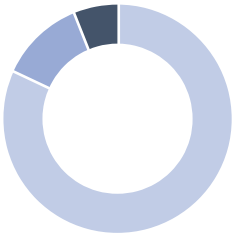

Collective sites (preexisting structure, like a school or a hotel)	82%
Planned sites (structure created specifically for accommodating refugees)	12%
Unplanned sites (informal, spontaneously created structure)	6%

Top five most common types of buildings used for collective sites[2]

Hotel	37%
Student dormitory	9%
Community center	9%
Religious facility	8%
Vacation resort	8%

[2] Subset of all assessed sites that were classified as collective sites, n = 161.

Top five most common services provided in the assessed sites[3]

Food distribution	76%
Job search assistance	38%
Reception point	22%
Information point	12%
Registration facility	6%

[3] Respondents could provide multiple responses.

Assessed accommodation sites by ownership and coordination

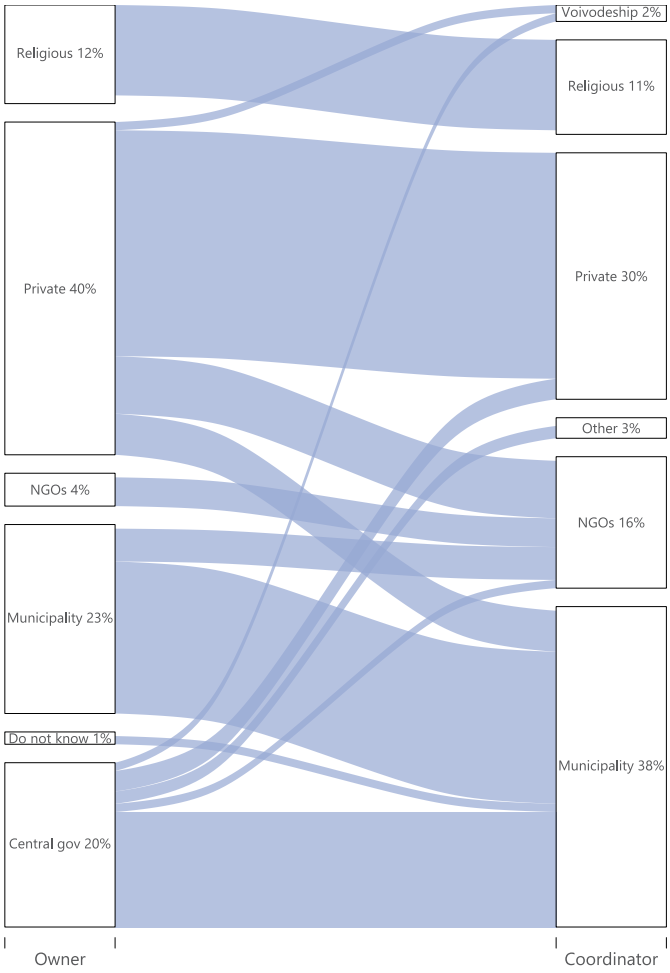

Predicted duration of the use of the assessed accommodation site

Unspecified	68%
3 more months	3%
2 more months	2%
1 more month	3%
Other	10%
Do not know	15%

Assessed accommodation sites by total surface area

Over 10,000 m²	1%
5,000 – 10,000 m²	3%
1,000 – 5,000 m²	8%
100 – 1,000 m²	59%
50 – 100 m²	16%
Less than 50 m²	6%
Do not know	8%

Demographic information

Proportion of assessed sites by the residents' nationality

Ukrainian	99%
Polish	10%
Third country nationals that arrived from Ukraine	9%
Third country nationals that arrived from outside Ukraine	3%

Proportion of assessed sites that hosted at least one person from the vulnerable groups

Persons with disabilities	40%
Unaccompanied and Separated Children	4%

Most pressing needs based on in-person interviews

The in-person interviews (n = 39) were conducted on-site with key informants between 2nd and 30th of September 2022. They allowed for an assessment of the accommodation site needs and availability of several resources and services. Below is an overview of the most frequently requested items and supplies. For each item category, it presents a specific number of sites in need (out of 39) and top three most requested items from that group.

Type of items	Number of sites in need (out of 39)	Top three most frequently needed items in that group	
Cleaning supplies	21	Laundry detergents	20/21
		All purpose cleaner	14/21
		Toilet bowl cleaner	13/21
Hygiene items	19	Toilet paper rolls	15/19
		Shampoo, liquid soap	12/19
		Toothpaste and toothbrushes	11/19
Sleeping items	16	Bed sheets	13/16
		Pillows	11/16
		Blankets	10/16
Cooking utensils	12	Pots, pans	7/12
		Reusable plates and cutlery	6/12
		Spatulas, ladles	5/12
Children clothes	10	Winter shoes	10/10
		Hats	10/10
		Jackets	10/10
Adult clothes	10	Winter shoes	10/10
		Hats	10/10
		Jackets	10/10
Infant supplies	9	Baby wipes	8/9
		Diapers (newborn to size 6)	6/9
		Diaper rash cream	4/9
Mobility aids	6	Wheelchairs	3/6
		Canes	2/6
		Other	2/6

If your organization is interested in providing the needed items, please contact Alicja Szczutowska, Shelter Working Group Coordinator, Habitat for Humanity Poland, at aszczutowska@habitat.pl

Persons needing clothing and mobility aids

This section refers to the 39 accommodation sites visited on site only.

Based on 39 on-site interviews, the accommodation sites lacked clothing for 454 out of 1,031 hosted children at the time of data collection. As a result, 44% of children living in these 39 accommodation sites at the time of data collection needed clothing, including: hats, jackets, winter shoes, gloves, scarves, sweaters, new underwear, and trousers.

At the time of data collection, the 39 accommodation sites lacked clothing for 1,299 out of 3,223 adults. As a result, 40% of adults living in these 39 accommodation sites at the time of data collection needed clothing, including: hats, jackets, winter shoes, gloves, scarves, sweaters, trousers, coats, and underwear.

Overall, 41% of residents had unmet clothing needs at the time of data collection, based on 39 on-site interviews.

At the time of data collection the 39 accommodation sites lacked mobility aids for 217 persons, including: wheelchairs, canes, strollers, and adult walkers.

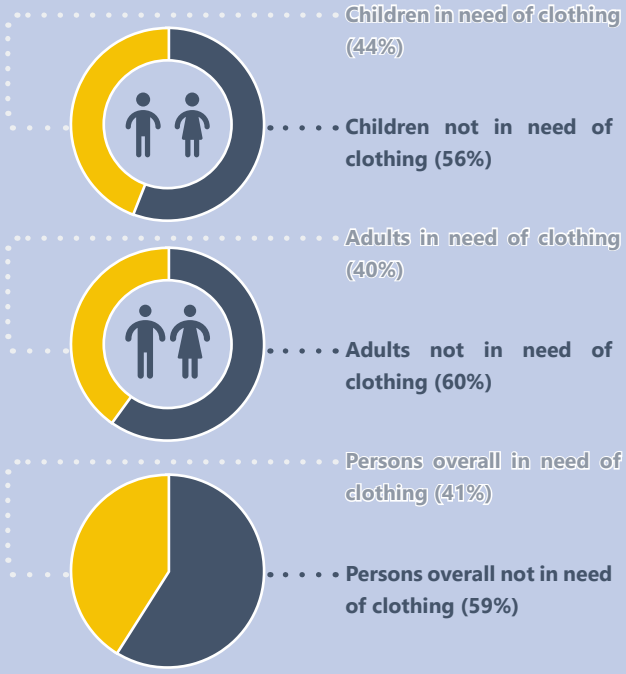

Infrastructural issues

Top five most frequently reported infrastructural issues by accommodation sites assessed on-site (n = 39)[4]

[4] Respondents could provide multiple responses.

Food provisions

Number of accommodation sites assessed on-site (n = 39) that provided meals for their residents

Top five most common food providers for accommodation sites assessed on-site (n = 37)

Winterization efforts

Proportion of assessed sites (n = 203) that were either unfit for winter, or needed additional preparations at the time of data collection

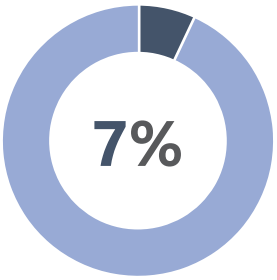

The additional preparations needed by the 7% of sites that have not been ready for winter (n = 15) include: replacing radiators and furnaces (5), adding insulation (2), and replacing windows (2).

Number of accommodation sites assessed on-site (n = 39) that have the following winterization systems:

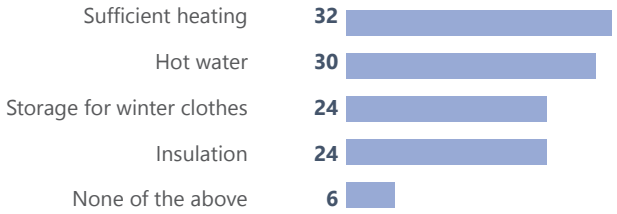

Contact information

Andrii Mazurenko, Senior Information Management Officer, at mazurenk@unhcr.org
Thomas Rommel, Information Management Officer, at rommel@unhcr.org
Harley Danielle Emery, GIS/Information Management Officer, at hemery@iom.int
Jan Rusek, Assessment Officer, at jan.rusek@reach-initiative.org
Łukasz Górowiec, GIS Officer, at lukasz.gorowiec@reach-initiative.org
Bruna Rutyna, Junior GIS Officer, at bruna.rutyna@reach-initiative.org